

SHANK ADAPTÖR VE MANŞON

*SHANK ADAPTER
AND COUPLING*




delsondrill.com

SHANK ADAPTÖR VE MANŞON / SHANK ADAPTER AND COUPLING




SHANK ADAPTER SANDVIK


HL 300

	Thread	Length (mm)	Weight approx kg	Part Number
	R32	400	2.8	4HL300-32R32-0400-23

HL 500-38 / 510-38


	Thread	Length (mm)	Weight approx kg	Part Number
	R32	550	4.2	HL500-38R32-550
	T38	550	4.6	HL500-38T38-550
	R38	550	4.5	HL500-38R38-550

HL 500-45 / 510-45


	Thread	Length (mm)	Weight approx kg	Part Number
	R32	550	5.6	HL500-45R32-550
	T38	550	5.6	HL500-45T38-550
	T45	550	5.9	HL500-45T45-550

SHANK ADAPTER SANDVIK


HL 550 SUPER / 560 SUPER / 510 S-45

	Thread	Length (mm)	Weight approx kg	Part Number
	R38	500	5.2	HL550-45R38-500
	T38	500	5.3	HL550-45T38-500

HLX 5 / HLX 5T


	Thread	Length (mm)	Weight approx kg	Part Number
	R32	500	5.1	HLX5-45R32-500
	T38	500	5.3	HLX5-45T38-500
	R38	500	5.3	HLX5-45R38-500
	R32	575	5.4	HLX5-45R32-575
	T38	575	5.9	HLX5-45T38-575
	T45	575	6.2	HLX5-45T45-575

HL 600-45 / 600 S-45


	Thread	Length (mm)	Weight approx kg	Part Number
	R32	600	5.7	HL600-45R32-600
	T38	600	5.9	HL600-45T38-600
	T45	600	6.3	HL600-45T45-600
	T38	525	5.5	HL600-45T38-525
	T45	525	5.8	HL600-45T45-525

SHANK ADAPTER SANDVIK


HL 600-52

	Thread	Length (mm)	Weight approx kg	Part Number
	T45	650	7.6	HL600-52T45-650
	T51	650	8.1	HL600-52T51-650

HL 650-45 / 700-45 / 700T-45 / 710-45 / 800T-45


	Thread	Length (mm)	Weight approx kg	Part Number
	T38	600	1.0	HL650-45T38-600
	T45	600	1.1	HL650-45T45-600

HL 650-52, 700-52 / PE-52 / S-52, 710-52 / S-52 / PE-52 / SPE-52, 800T-52 / PE-52


	Thread	Length (mm)	Weight approx kg	Part Number
	T38	600	8.4	HL650-52T38-600
	T45	600	8.5	HL650-52T45-600
	T51	600	8.6	HL650-52T51-600

SHANK ADAPTER SANDVIK


HL 1000-52 / 1000 S-52

	Thread	Length (mm)	Weight approx kg	Part Number
	T45	670	9.7	HL1000-52T45-670
	T51	670	10.1	HL1000-52T51-670
	T45	590	8.9	HL1000-52T45-590
	T51	590	9.3	HL1000-52T51-590

HL 1500-52 / 1500 T-52

	Thread	Length (mm)	Weight approx kg	Part Number
	T51	710	11.2	HL1500-52T51-710


HL 1500-60 / 1500 T-60

	Thread	Length (mm)	Weight approx kg	Part Number
	T51	760	13.3	HL1500-60T51-760





SHANK ADAPTER

ATLAS COPCO

Atlas Copco COP 1032

	Thread	Length (mm)	Weight approx kg	Part Number
	R32	550	5.1	COP1032-45R32-550
	R38	550	5.3	COP1032-45R38-550
	T38	550	5.3	COP1032-45T38-550



Atlas Copco COP 1238

	Thread	Length (mm)	Weight approx kg	Part Number
	R32	500	4.2	COP1238-38R32-500
	T38	500	4.8	COP1238-38T38-500
	R38	485	4.3	COP1238-38R38-485
	T38	485	4.2	COP1238-38T38-485
	T45	500	5.2	COP1238-45T45-500
	R32	575	4.7	COP1238-38R32-575
	T38	575	4.8	COP1238-38T38-575
	T38	575	5.5	COP1238-45T38-575
	T45	575	5.9	COP1238-45T45-575


SHANK ADAPTER

ATLAS COPCO


Atlas Copco, COP1838 HD/ME

	Thread	Length (mm)	Weight approx kg	Part Number
	R32	435	3.8	COP1838-38R32-435
	R38	435	3.9	COP1838-38R38-435
	T38	435	3.8	COP1838-38T38-435
	R32	525	4.1	COP1838-38R32-525
	R38	525		COP1838-38R38-525
	T38	525	4.4	COP1838-38T38-525

Atlas Copco COP 1550, COP 1838 ME/ HE Atlas Copco COP 1550 EX, COP 1838 EX

	Thread	Length (mm)	Weight approx kg	Part Number
	T38	525	6.1	COP1550-52T38-525
	T45	525	6.4	COP1550-52T45-525
	T51	525	6.8	COP1550-52T51-525

Atlas Copco COP 1550 EX, COP 1838 EX

	Thread	Length (mm)	Weight approx kg	Part Number
	T38	730	9.9	COP1550EX-60T38-730
	T45	730	10.3	COP1550EX-60T45-730

SHANK ADAPTER

ATLAS COPCO

Atlas Copco COP 1840 HE, COP 1850

	Thread	Length (mm)	Weight approx kg	Part Number
	T38	565	6.7	COP1840-52T38-565
	T45	565	6.9	COP1840-52T45-565
	T51	565	7.2	COP1840-52T51-565

Atlas Copco COP 2150, COP 2550

	Thread	Length (mm)	Weight approx kg	Part Number
	T51	770	9.9	COP2150-52T51-770

Atlas Copco COP 2160, COP 2560

	Thread	Length (mm)	Weight approx kg	Part Number
	T51	770	11.0	COP2160-60T51-770

Atlas Copco COP 2160 EX

	Thread	Length (mm)	Weight approx kg	Part Number
	T45	770	13.2	COP2160EX-63T45-770
	T51	770	13.3	COP2160EX-63T51-770


Boart HD 125, HD 150, HD 160

	Thread	Length (mm)	Weight approx kg	Part Number
	R38	495	5.5	4HD125-45R38-0495-23
	T38	495	5.5	4HD125-45T38-0495-23


SHANK ADAPTER

FRUKAWA


Furukawa HD 609

	Thread	Length (mm)	Weight approx kg	Part Number
	T38	620	6.1	HD609-45T38-620
	T38	690	6.4	HD609-45T38-690
	T45	620	6.4	HD609-45T45-620


Furukawa HD 612

	Thread	Length (mm)	Weight approx kg	Part Number
	T45	710	8.9	HD612-51T45-710
	T51	710	-	HD612-51T51-710

Furukawa HD 709

	Thread	Length (mm)	Weight approx kg	Part Number
	T38	620	6.4	HD709-45T38-620


Furukawa HD 712

	Thread	Length (mm)	Weight approx kg	Part Number
	T45	788	9.9	HD712-51T45-788
	T51	788	-	HD712-51T51-788


SHANK ADAPTER

INGERSOLL-RAND

Ingersoll-Rand YH 65, YH 80


	Thread	Length (mm)	Flushing Hole (mm)	Weight approx kg	Part Number
	T38	495	19	5.4	YH65-45T38-495
	T45	500	19	5.6	YH65-45T45-500

Ingersoll-Rand YH 80 A


	Thread	Length (mm)	Flushing Hole (mm)	Weight approx kg	Part Number
	T45	495	19	6.1	YH80-51T45-495

SHANK ADAPTER MONTABERT


Montabert HC40

	Thread	Length (mm)	Weight approx kg	Part Number
	R32	447	3.4	HC40-38R32-447
	R38	447	3.9	HC40-38R38-447


Montabert HC 80, HC 90, HC 105

	Thread	Length (mm)	Weight approx kg	Part Number
	R38	440	3.9	HC80-38R38-440
	T38	440	3.9	HC80-38T38-440
	T38	500	4.1	HC80-38T38-500


Montabert HC 80R, HC 105R, HC 107R, HC 108R, HC 109R

	Thread	Length (mm)	Weight approx kg	Part Number
	T38	670	7.3	HC80R-45T38-670
	T45	770	8.0	HC80R-45T45-770

Montabert HC 120, HC 150


	Thread	Length (mm)	Weight approx kg	Part Number
	T45	490	5.6	HC120-45T45-490

Montabert HC 120R, HC 150R, HC 155R, HC 158R


	Thread	Length (mm)	Weight approx kg	Part Number
	T51	670	8.6	HC120R-51T51-670

BIT ADAPTER AND COUPLING

Bit adapters

	Thread		Length		Diameter		Wrench flat mm	Weight approx kg	Part Number
	F female	M male	mm	inch	mm	inch			
	R32	T38	225	8 55/64"	45	1 3/4"	38		ADP-R32/T38
	R32	R38	225	8 55/64"	45	1 3/4"	38		ADP-R32/R38
	R38	R32	245	9 21/32"	55	2 5/32"	44.5		ADP-R38/R32
	R38	T38	245	9 21/32"	55	2 5/32"	44.5		ADP-R38/T38
	T38	R32	270	10 41/64"	57	2 1/4"	44.5		ADP-T38/R32
	T38	R38	280	11 1/32"	57	2 1/4"	44.5		ADP-T38/R38
	T38	T45	285	11 7/32"	57	2 1/4"	44.5		ADP-T38/T45
	T45	T38	265	10 7/16"	63	2 31/64"	44.5		ADP-T45/T38
	T45	T51	285	11 7/32"	63	2 31/64"	44.5		ADP-T45/T51
	T51	T45	285	11 7/32"	71	2 51/64"	44.5		ADP-T51/T45

Couplings

	Thread		Length		Diameter		Weight approx kg	Part Number
	F1	F2	mm	inch	mm	inch		
	R25	R25	150	5-29/32	35	1-3/8		MN-R25/R25
	R28	R28	150	5-29/32	39	1-17/32		MN-R28/28
	R32	R32	150	5-29/32	44	1-23/32		MN-R32/R32
	R32	R38	190	7-1/2	55	2-5/32		MN-R32/R38
	R32	T38	190	7-1/2	55	2-5/32		MN-R32/T38
	R38	R38	170	6-11/16	55	2-5/32		MN-R38/T38
	R38	T38	190	7-1/2	55	2-5/32		MN-R38/T38
	R38	T45	215	8-15/32	55	2-15/32		MN-R38/T45
	R38	T51	225	8-7/8	72	2-13/16		MN-R38/T51
	T38	T38	190	7-1/2	55	2-5/32		MN-T38/T38
	T38	T45	215	8-15/32	63	2-15/32		MN-T38/T45
	T38	T51	225	8-7/8	72	2-13/16		MN-T38/T51
	T45	T45	210	8-1/4	63	2-15/32		MN-T45/T45
	T45	T51	240	9-7/16	72	2-13/16		MN-T45/T51
	T51	T51	225	8-7/8	72	2-13/16		MN-T51/T51